



City Hall  
510 N. Baker St.  
Mount Dora, FL 32757

Mayor Crissy Stile

Vice-Mayor Marc Crail  
District 4

Councilmember John Cataldo  
District 1

Councilmember Cal Rolfson  
District 2

Councilmember Austin Guenther  
District 3

Councilmember Nate Walker  
District 5

Councilmember Doug Bryant  
At-Large

**MOUNT DORA CITY COUNCIL**  
**July 25, 2022, 10:00 AM**  
**City Hall Board Room, 510 N. Baker Street**

**WORK SESSION AGENDA**

**CALL TO ORDER**

**ROLL CALL**

**DISCUSSION ITEMS**

1. Governmental Funds Overview 2

**FUTURE MEETING DATES**

- August 2, 2022, 6:00 PM, Regular Session
- August 16, 2022, 6:00 PM, Regular Session
- August 29, 2022, 10:30 AM, Budget Work Session
- September 6, 2022, 6:00 PM, Regular Session

**ADJOURNMENT**

PURSUANT TO SECTION 286.0105, FLORIDA STATUTES, IF ANY PERSON DECIDES TO APPEAL ANY DECISION MADE AT THIS MEETING WITH RESPECT TO ANY MATTER CONSIDERED AT ANY MEETING OR HEARING, SUCH PERSON MAY NEED A RECORD OF THESE PROCEEDINGS. FOR SUCH PURPOSE, A PERSON MAY NEED TO ENSURE THAT A VERBATIM RECORD OF THE PROCEEDINGS IS MADE WHICH RECORD INCLUDES THE TESTIMONY AND EVIDENCE UPON WHICH THE APPEAL IS TO BE BASED. VERBATIM RECORD WILL NOT BE PROVIDED BY THE CITY OF MOUNT DORA.

NOTICE: IN ACCORDANCE WITH THE AMERICANS WITH DISABILITIES ACT OF 1990, PERSONS NEEDING A SPECIAL ACCOMMODATION TO PARTICIPATE IN THIS PROCEEDING SHOULD CONTACT JESSICA BURNHAM, CITY CLERK, AT LEAST 48 HOURS PRIOR TO THE PROCEEDINGS. TELEPHONE (352) 735-7126 FOR ASSISTANCE. IF HEARING IMPAIRED, TELEPHONE THE FLORIDA RELAY SERVICE NUMBERS, (800) 955-8771 (TDD) OR (800) 955-8770 (VOICE) FOR ASSISTANCE.



510 N. Baker St.  
Mount Dora, FL 32757  
352-735-7126

---

**DATE:** July 25, 2022  
**TO:** Honorable Mayor and City Council Members  
**FROM:** Patrick C. Comiskey, City Manager *Patrick C. Comiskey*  
**SUBJECT:** Governmental Funds Overview

---

**Introduction:**

This is an opportunity to deliver to City Council a Budget Presentation in reference to the upcoming Fiscal Year 2022-2023 Budget.

**Discussion:**

The City Staff is updating the City Council on the following items:

1. Guiding principles
2. Key drivers in the budget process
3. General Fund Budget
4. Other Governmental Funds Budget
5. Capital Outlay
6. Capital Improvements

**Budget Impact:**

Documents will be provided for City Council review and discussion.

**Strategic Impact:**

N/A

**Recommendation:**

The City Council interactively discuss budget direction with the City Manager, Interim Finance Director and Budget Officer.

**Attachment(s):**

1. Budget Workshop July 25th

Prepared by: Aneta Barton, Budget Officer  
Reviewed by: Jessica Burnham, City Clerk  
Jeanann Hand, Deputy City Clerk  
Patrick Comiskey, City Manager

Approved - 7/22/2022  
Approved - 7/22/2022  
Final Approval - 7/22/2022



# CITY OF MOUNT DORA, FL

**BUDGET WORKSHOP  
JULY 25<sup>TH</sup>, 2022**

# OVERVIEW



- ▶ Guiding principles
- ▶ Key Drivers in budget process
- ▶ General Information Update
- ▶ General Fund Budget
- ▶ Other Governmental Funds Budget
- ▶ Capital Outlay
- ▶ Capital Improvements
- ▶ Next steps
- ▶ Budget Terms

# GUIDING PRINCIPLES



- ▶ Increase service levels:
  - Urban Forestry
  - Pressure-washing in addition to existing twice a year pressure-washing in Downtown Area
  - Routine street sweeping
  - Urban Beatification
- ▶ Maintain City's basic infrastructure;
- ▶ Maintain the public's safety;
- ▶ Assure compliance with all federal, state and local laws and codes;
- ▶ Retain employees - competitive pay and benefits;

# FY 2022 KEY DRIVERS



- ▶ Salaries & Benefits
- ▶ Health Insurance Costs
- ▶ Property & Casualty 10% Increase based upon market trend
- ▶ Workers Compensation 15% increase before any payroll increase
- ▶ Uncertain Revenues (*Local Discretionary Sales Surtax and Communication Service Tax*)
- ▶ Inflation - CPI at 9.1% in June
- ▶ Utilities Rate Study
  - ▶ Building Division
  - ▶ Water/ Wastewater
  - ▶ Sanitation
  - ▶ Stormwater
- ▶ Cost allocation, ROI and PILOT



# TRIM NOTICE



**PROPOSED  
PROPERTY  
TAXES  
TRIM NOTICE  
F.S. 200.065(2)**

**AUGUST 16, 2022**

*This is a task performed by Lake County Property Appraiser. The TRIM notice will have the maximum millage rate shown for all taxing authorities.*

# IMPACT ON AVERAGE RESIDENT – CITY OF MOUNT DORA TAXES ONLY



## FY21-22

Home Taxable Value \$ 261,500

Millage rate @ 5.9603	\$1,559
Fire Assessment Fee	+ \$209
City of Mount Dora Tax	= 1,768

## FY22-23

Home Taxable Value \$ 269,345

Millage rate @ 5.9603	\$1,605
Fire Assessment Fee	+ \$219
City of Mount Dora Tax	= 1,824

NET INCREASE



\$57

This graphic displays what a homeowner pays in ad valorem taxes on a homesteaded property in the City of Mount Dora with an assessed value of \$311,500 (3% increase in FY22-23) less a \$50,000 Homestead Exemption.

# IMPACT ON AVERAGE RESIDENT – CITY OF MOUNT DORA TAXES ONLY



Following current Resolution already in place

	Rate	FY21-22	Rate	FY22-23 Existing Approved Resolutions	Change as status quo	Rate	FY22-23 Proposed in the budget	Change as budgeted
Home Taxable Value		\$ 261,500		\$ 269,345			\$ 269,345	
Millage rate @ 5.9603		\$ 1,559		\$ 1,605	\$ 47		\$ 1,605	\$ 47
Fire Assessment Fee		\$ 209		\$ 219	\$ 10		\$ 219	\$ 10
Sanitation	\$20.95	\$ 251.40	\$ 21.65	\$ 259.78	\$ 8.38	\$ 22.51	\$ 270.07	\$ 10.30
Stormwater	\$ 9.50	\$ 114.00	\$ 10.00	\$ 120.00	\$ 6.00	\$ 15.50	\$ 186.00	\$ 66.00
	\$45.57	\$ 2,133.02		\$ 2,204.15	\$ 71.13		\$ 1,824.38	\$ 133.05
				<i>a year</i>	\$ 25.56		<i>a year</i>	\$ 61.92
				<i>a month</i>	\$ 2.13		<i>a month</i>	\$ 5.16

**A year change \$87.48**  
**A month change \$7.29**



CITY OF  
MOUNT  
DORA

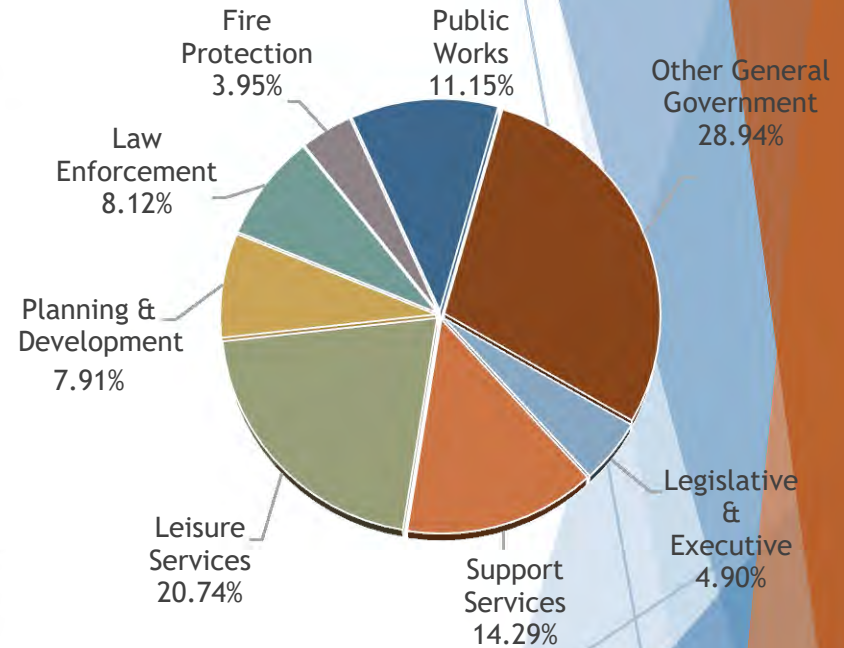
# GENERAL FUND

## *OPERATING BUDGET ONLY*

# GENERAL FUND DIVISIONS



General Fund Division Expenditures	FY 2022/23 Requested	FY 2022/23 Proposed	Variance
Legislative & Executive	\$421,854	\$457,404	\$35,550
Support Services	\$1,475,520	\$1,333,150	-\$142,370
Leisure Services	\$1,428,109	\$1,418,109	-\$10,000
Planning & Development	\$688,308	\$738,308	\$50,000
Law Enforcement	\$916,499	\$757,863	-\$158,636
Fire Protection	\$433,592	\$368,592	-\$65,000
Public Works	\$1,174,972	\$1,040,682	-\$134,290
Other General Government	\$3,604,774	\$3,604,774	\$0
<b>Total</b>	<b>\$10,143,628</b>	<b>\$9,718,882</b>	<b>-\$424,746</b>



# GENERAL FUND

## DEPARTMENT COMPARISON OF FY 2021-22 ADOPTED AND FY 2022-23 PROPOSED



General Fund Division Expenditures	FY 2021/22 Adopted	FY 2022/23 Proposed	Variance
Legislative & Executive	\$446,751	\$457,404	\$10,653
Support Services	\$1,046,561	\$1,333,150	\$286,589
Leisure Services	\$1,098,735	\$1,935,426	\$836,691
Planning & Development	\$750,017	\$738,308	-\$11,709
Law Enforcement	\$670,997	\$757,863	\$86,866
Fire Protection	\$375,114	\$368,592	-\$6,522
Public Works	\$1,142,340	\$1,040,682	-\$101,658
Other General Government	\$3,187,621	\$2,700,610	-\$487,011
<b>Total</b>	<b>\$8,718,136</b>	<b>\$9,332,035</b>	<b>\$613,899</b>

# LEGISLATIVE, EXECUTIVE AND SUPPORT SERVICES EXPENDITURES



Expenditure	FY 2021/22 Adopted	FY 2022/23 Proposed	Variance
Legislation (1010)	\$80,654	\$53,774	-\$26,880
City Manager (1110)	\$29,814	\$29,644	-\$170
City Clerk (1120)	\$28,969	\$31,339	\$2,370
PIO (1130)	\$99,064	\$99,397	\$333
City Attorney (1140)	\$208,250	\$243,250	\$35,000
Finance (1210)	\$181,184	\$150,518	-\$30,666
Customer Service (1220)	\$197,844	\$228,986	\$31,142
Warehouse (1230)	\$44,608	\$45,216	\$608
Human Resources (1240)	\$51,077	\$40,477	-\$10,600
Information Technology (1250)	\$571,848	\$867,953	\$296,105
<b>Total</b>	<b>\$1,493,312</b>	<b>\$1,790,554</b>	<b>\$297,242</b>

# LIBRARY, SIMPSON FARMHOUSE & HISTORIC MUSEUM REVENUES & EXPENDITURES



Revenues	FY 2021/22 Adopted	FY 2022/23 Proposed	Variance
Library, Simpson Farmhouse & Historic Museum (0000)	\$283,961	\$274,348	-\$9,613
<b>Total</b>	<b>\$623,078</b>	<b>\$1,044,023</b>	<b>-\$9,613</b>

Expenditure	FY 2021/22 Adopted	FY 2022/23 Proposed	Variance
Library, Simpson Farmhouse & Historic Museum (1330)	\$98,226	\$148,455	\$50,229
<b>Total</b>	<b>\$98,226</b>	<b>\$148,455</b>	<b>\$50,229</b>

# LEISURE SERVICES REVENUES & EXPENDITURES



Revenues	FY 2021/22 Adopted	FY 2022/23 Proposed	Variance
Recreation, Pool and City Programs (0000)	\$852,464	\$1,158,697	\$306,233
<b>Total</b>	<b>\$852,464</b>	<b>\$1,158,697</b>	<b>\$306,233</b>

Expenditure	FY 2021/22 Adopted	FY 2022/23 Proposed	Variance
Leisure Services Admin (1310)	\$1,045	\$1,000	-\$45
Facility Care (1320)	\$110,053	\$92,976	-\$17,077
Recreation, Pool and City Programs (1340)	\$464,426	\$716,007	\$251,581
Parks & Community Building (1350)	\$424,985	\$459,671	\$34,686
<b>Total</b>	<b>\$1,000,509</b>	<b>\$1,269,654</b>	<b>\$269,145</b>

**NET = \$37,088**

# LEISURE SERVICES DETAIL REVENUES



Recreation, Pool and City Programs (1340)	\$852,464	\$1,158,697	\$306,233
Before/After Care	232,000	317,100	85,100
Camps	177,475	229,910	52,435
State Grant	-	138,250	138,250
Sponsorships - Vendor Events	61,400	136,297	74,897
Recreation Fees - Tickets	-	94,000	94,000
Recreation Fees - Rentals	74,227	91,500	17,273
Recreation Fees - Sponsorships/Donations	36,500	55,500	19,000
Athletics	50,740	50,740	-
Aquatics & Wellness	27,814	35,000	7,186
Recreation Fees - Vendors	192,308	10,400	(181,908)

# PLANNING & DEVELOPMENT REVENUES & EXPENDITURES



Revenues	FY 2021/22 Adopted	FY 2022/23 Proposed	Variance
Permits	\$0	\$150,000	\$150,000
Engineering Fees Reimbursement	\$75,000	\$100,000	\$25,000
Developers' Review Fees	\$75,000	\$20,000	-\$55,000
Code Enforcement Fines	\$500	\$10,000	\$9,500
<b>Total</b>	<b>\$150,500</b>	<b>\$280,000</b>	<b>\$129,500</b>

Expenditure	FY 2021/22 Adopted	FY 2022/23 Proposed	Variance
Planning & Development (1610)	\$552,670	\$503,275	-\$49,395
Economic Development (1620)	\$136,047	\$164,628	\$28,581
Code Compliance (5230)	\$61,300	\$70,405	\$9,105
<b>Total</b>	<b>\$750,017</b>	<b>\$738,308</b>	<b>-\$11,709</b>

# LAW ENFORCEMENT REVENUES & EXPENDITURES



*Includes  
Internal Loan  
Repayment of  
\$325,308 from  
Police Impact*

Revenues	FY 2021/22 Adopted	FY 2022/23 Proposed	Variance
Intergovernmental	\$318,012	\$456,169	\$138,157
Charges for Services	\$346,789	\$298,667	-\$48,122
Fines & Forfeitures	\$19,737	\$19,737	\$0
<b>Total</b>	<b>\$684,538</b>	<b>\$774,573</b>	<b>\$90,035</b>

Expenditure	FY 2021/22 Adopted	FY 2022/23 Proposed	Variance
Law Enforcement Operations (1710)	\$665,397	\$749,163	\$83,766
Law Enforcement Communication (1720)	\$5,600	\$8,700	\$3,100
<b>Total</b>	<b>\$670,997</b>	<b>\$757,863</b>	<b>\$86,866</b>

Internal Loan	
Balance as of 9/30/22	\$992,817.74
Paid up to 6/30/2022	\$190,859.63
<b>NET</b>	<b>\$801,958.11</b>

# FIRE PROTECTION – GENERAL REVENUES & EXPENDITURES



Revenues	FY 2021/22 Adopted	FY 2022/23 Proposed	Variance
Intergovernmental	\$1,118,507	\$852,462	-\$266,045
Charges for Services	\$4,788	\$0	-\$4,788
<b>Total</b>	<b>\$1,123,295</b>	<b>\$852,462</b>	<b>-\$270,833</b>

Expenditure	FY 2021/22 Adopted	FY 2022/23 Proposed	Variance
Fire (1810)	\$375,114	\$368,592	-\$6,522
<b>Total</b>	<b>\$375,114</b>	<b>\$368,592</b>	<b>-\$6,522</b>

# PUBLIC WORKS AND OTHER GENERAL GOVERNMENT EXPENDITURES



## Public Works

Expenditure	FY 2021/22 Adopted	FY 2022/23 Proposed	Variance
Building Maintenance (1510)	\$452,486	\$333,383	-\$119,103
Road & Street Facilities (1520)	\$689,854	\$707,299	\$17,445
<b>Total</b>	<b>\$1,142,340</b>	<b>\$1,040,682</b>	<b>-\$101,658</b>

## Other General Government

Expenditure	FY 2021/22 Adopted	FY 2022/23 Proposed	Variance
Operating	\$1,173,562	\$1,288,917	\$115,355
Tax Increment	\$1,069,014	\$1,271,214	\$202,200
Other Uses	\$512,255	\$424,220	-\$88,035
Transfer to Debt	\$319,481	\$319,402	-\$79
Capital Outlay	\$186,163	\$295,171	\$109,008
Grants and Aids	\$154,500	\$5,850	-\$148,650
Transfer to Construction	\$542,146	\$0	-\$542,146
<b>Total</b>	<b>\$3,957,121</b>	<b>\$3,604,774</b>	<b>-\$352,347</b>



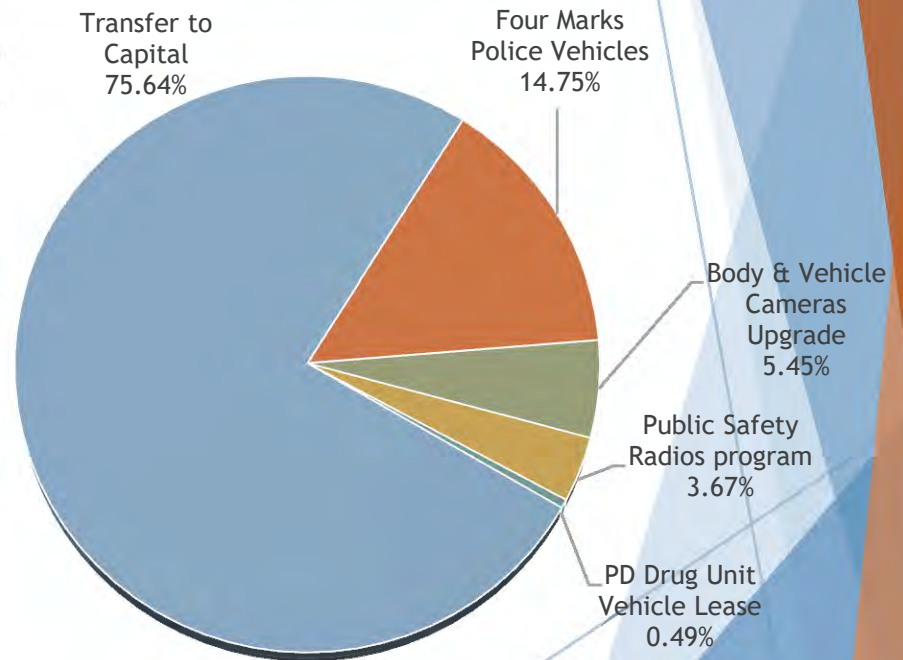
# SPECIAL REVENUE FUNDS

# DISCRETIONARY FUND (111) REVENUES & EXPENDITURES



REVENUES	FY 2022/23 Proposed	% of Total
Sales & Use Tax	\$1,611,000	89.59%
Carryover	\$187,097	10.41%
<b>Total</b>	<b>\$1,798,097</b>	<b>100%</b>

EXPENDITURE	FY 2022/23 Proposed	% of Total
Transfer to Capital	\$1,360,000	75.64%
Four Marks Police Vehicles	\$265,200	14.75%
Body & Vehicle Cameras Upgrade	\$98,000	5.45%
Public Safety Radios program	\$66,000	3.67%
PD Drug Unit Vehicle Lease	\$8,897	0.49%
<b>Total</b>	<b>\$1,798,097</b>	<b>100.00%</b>

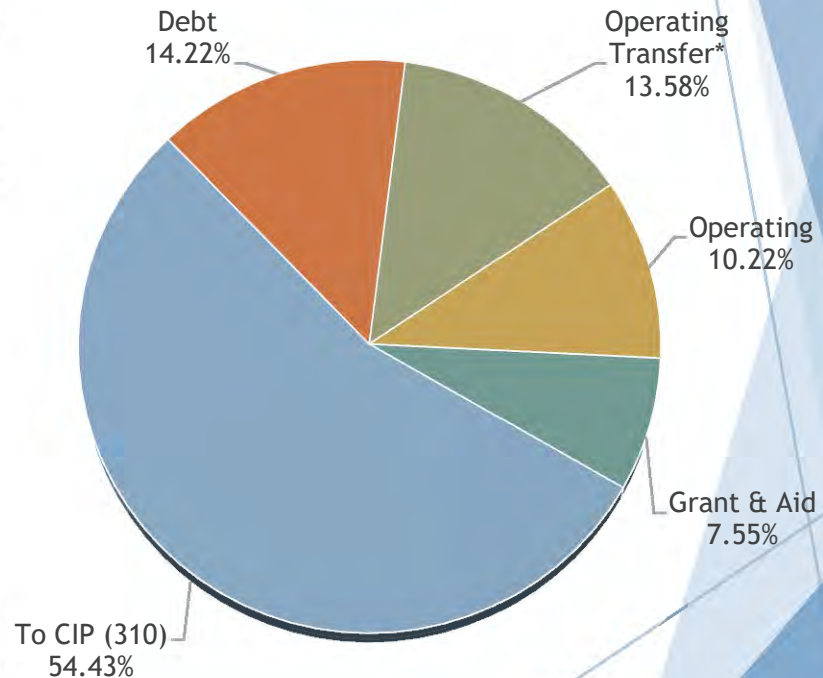


# COMMUNITY REDEVELOPMENT AGENCY FUND (117) REVENUES & EXPENDITURES



REVENUES	FY 2022/23 Proposed	% of Total
Intergovernmental	\$1,574,227	52.81%
Fund Balance/Reserves	\$1,406,969	47.19%
<b>Total</b>	<b>\$2,981,196</b>	<b>100%</b>

EXPENDITURE	FY 2022/23 Proposed	% of Total
To CIP (310)	\$1,622,767	54.43%
Debt	\$423,959	14.22%
Operating Transfer*	\$404,869	13.58%
Operating	\$304,601	10.22%
Grant & Aid	\$225,000	7.55%
<b>Total</b>	<b>\$2,981,196</b>	<b>100%</b>



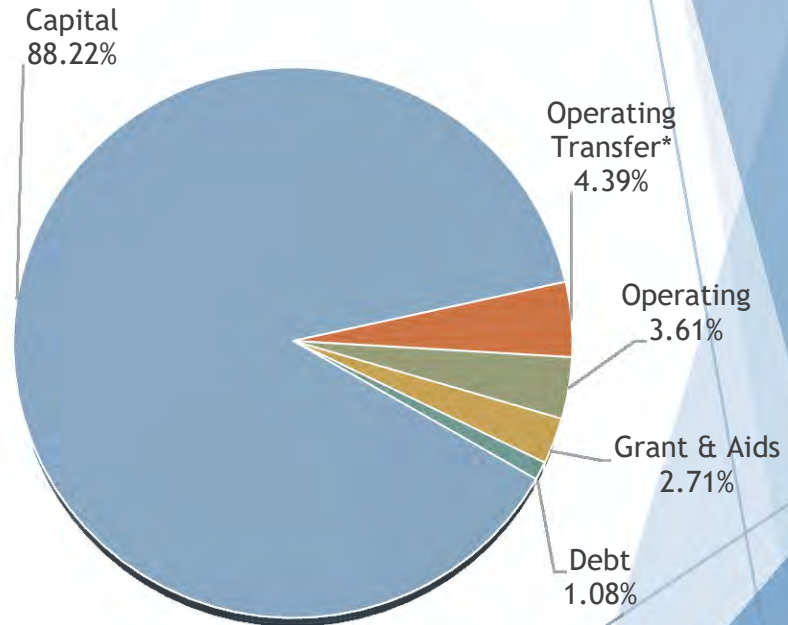
\* Cost allocation, Insurance, CRA management - overhead

# NORTHEAST COMMUNITY REDEVELOPMENT AGENCY FUND (118) REVENUES & EXPENDITURES




REVENUES	FY 2022/23 Proposed	% of Total
Debt Proceeds	\$3,000,000	46.46%
Fund Balance/Reserves	\$1,499,007	23.21%
Grant	\$1,000,000	15.49%
Intergovernmental	\$958,426	14.84%
<b>Total</b>	<b>\$6,457,433</b>	<b>100%</b>

EXPENDITURE	FY 2022/23 Proposed	% of Total
Capital	\$5,696,708	88.22%
Operating Transfer*	\$283,388	4.39%
Operating	\$232,857	3.61%
Grant & Aids	\$175,000	2.71%
Debt	\$69,480	1.08%
<b>Total</b>	<b>\$6,457,433</b>	<b>100%</b>



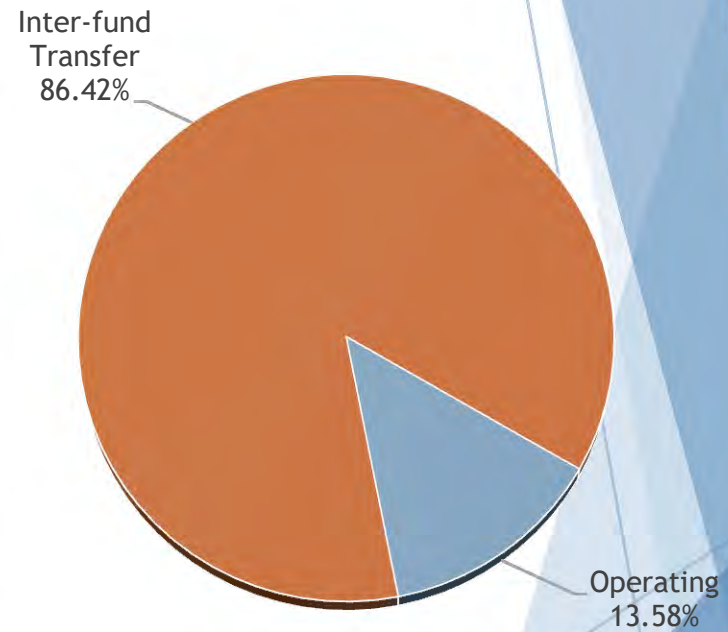
\* Cost allocation, Insurance, CRA management - overhead

# BUILDING DIVISION FUND (123) REVENUES & EXPENDITURES



REVENUES	FY 2021/22 Proposed	% of Total
Licenses & Permits	1,100,000	34.15%
Charges for Services	86,045	2.67%
Fund Balance/Reserves	2,034,996	63.18%
<b>Total</b>	<b>\$3,221,041</b>	<b>100%</b>

EXPENDITURE	FY 2021/22 Proposed	% of Total
Operating	437,400	13.58%
Inter-fund Transfer	2,783,641	86.42%
<b>Total</b>	<b>\$3,221,041</b>	<b>100%</b>



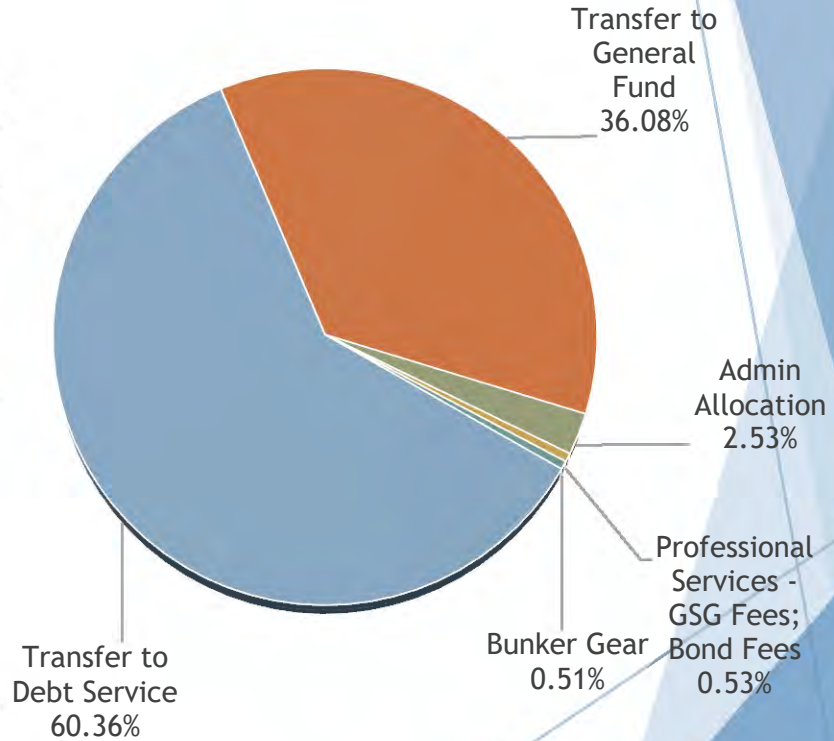
# FIRE ASSESSMENT FEE FUND (131) REVENUES & EXPENDITURES



*Fire Assessment fee is currently \$219 per residential unit.*


REVENUES	FY 2022/23 Proposed	% of Total
Fire Assessment Fee	1,977,675	100.00%
<b>Total</b>	<b>\$1,977,675</b>	<b>100.00%</b>

EXPENDITURE	FY 2022/23 Proposed	% of Total
Transfer to Debt Service	1,193,763	60.36%
Transfer to General Fund	713,462	36.08%
Admin Allocation	50,000	2.53%
Professional Services - GSG Fees; Bond Fees	10,450	0.53%
Bunker Gear	10,000	0.51%
<b>Total</b>	<b>\$1,977,675</b>	<b>100.00%</b>



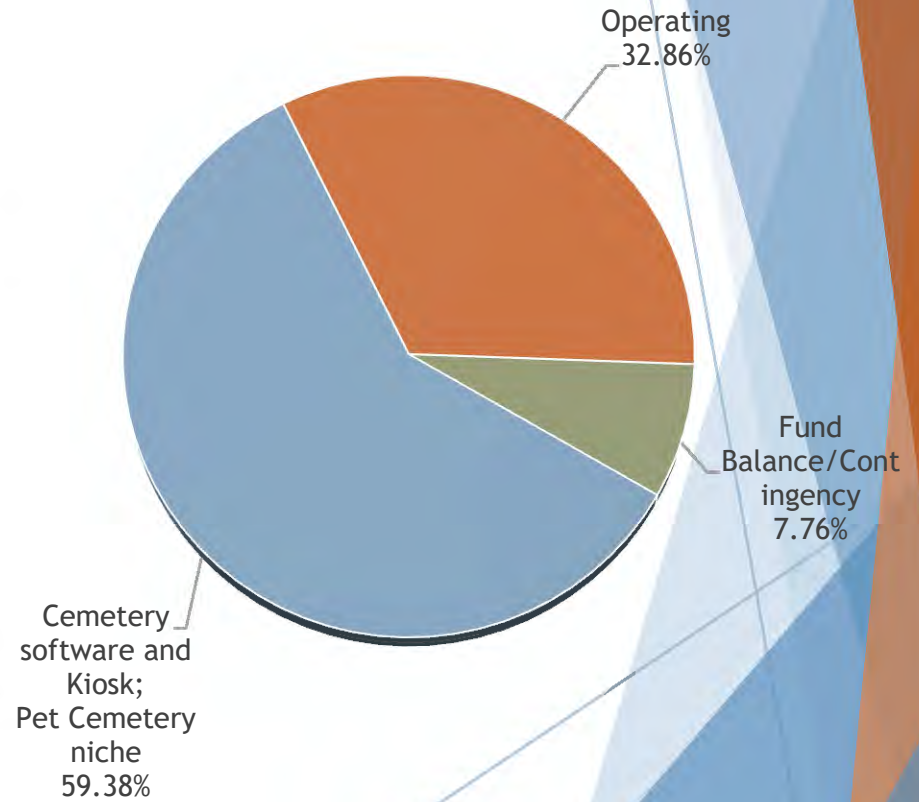
# CEMETERY (150)

## REVENUES & EXPENDITURES



REVENUES	FY 2022/23 Proposed	% of Total
Fees	\$80,000	100.00%
<b>Total</b>	<b>\$80,000</b>	<b>100%</b>

EXPENDITURE	FY 2022/23 Proposed	% of Total
Cemetery software and Kiosk; Pet Cemetery niche	\$47,500	59.38%
Operating	\$26,290	32.86%
Fund Balance/Contingency	\$6,210	7.76%
<b>Total</b>	<b>\$80,000</b>	<b>100.00%</b>





# DEBT SERVICE FUND

# DEBT SERVICE FUND (200)

## REVENUES & EXPENDITURES



REVENUES	FY 2022/23 Proposed	% of Total
From General Fund (001)	\$423,611	18.11%
From N.E.CRA (118)	\$69,420	2.97%
From Fire Impact Fee (125)	\$350,000	14.96%
From Fire Assessment (131)	\$894,463	38.24%
From Electric (410)	\$242,970	10.39%
From Water/Wastewater (421)	\$323,735	13.84%
Stormwater (440)	\$34,710	1.48%
<b>Total</b>	<b>\$2,338,909</b>	<b>100%</b>

EXPENDITURE	FY 2022/23 Proposed	% of Total
2011 Cap. Imp. Bond Principal	\$301,500	12.89%
2012 Cap. Imp. Bond Interest	\$230,000	9.83%
2013 Cap. Imp. Bond Principal	\$17,981	0.77%
2014 Cap. Imp. Bond Interest	\$464,200	19.85%
2018 Fire Assessment Interest	\$839,463	35.89%
2018 Fire Assessment Principal	\$405,000	17.32%
Capital Imp. Revenue 2018 Note	\$53,765	2.30%
Interest	\$27,000	1.15%
<b>Total</b>	<b>\$2,338,909</b>	<b>100.00%</b>

*Does not include the \$4M loan for Fire Stations*

# IMPACT FEES

# IMPACT FEES SUMMARY REVENUES & EXPENDITURES



REVENUES	FY 2022/23 Proposed	% of Total
Police Impact (124)	\$325,038	16.15%
Fire (125)	\$350,000	17.39%
Library (126)	\$687,502	34.16%
Park (127)	\$650,000	32.30%
<b>Total</b>	<b>\$2,012,540</b>	<b>100%</b>


EXPENDITURE	FY 2022/23 Proposed	% of Total
Police Impact (124)	\$325,038	16.15%
<i>Debt Service</i>	\$325,038	100.00%
Fire (125)	\$350,000	17.39%
<i>Debt Service</i>	\$350,000	100.00%
Library (126)	\$687,502	34.16%
<i>To General Capital</i>	\$188,000	27.35%
<i>Library Collection</i>	\$93,000	13.53%
<i>Reserves</i>	\$406,502	59.13%
Park (127)	\$650,000	32.30%
<i>To General Capital</i>	\$650,000	100.00%
<b>Total</b>	<b>\$2,012,540</b>	<b>100%</b>



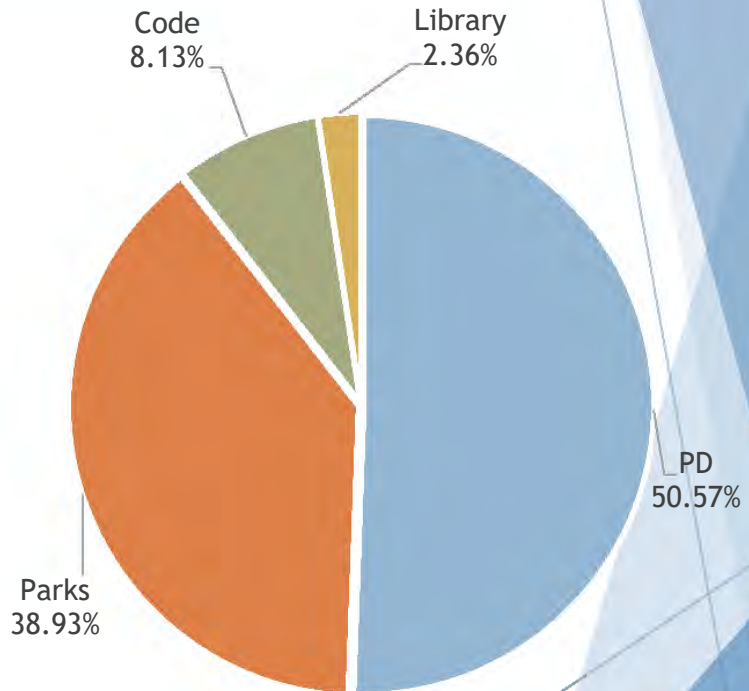
CITY OF  
MOUNT  
DORA

# CAPITAL EXPENDITURES

# GENERAL FUND (001) CAPITAL OUTLAY



001 - General Fund	\$	295,171	Dept.
Code Compliance Vehicle		24,000	Code
Passenger Van		75,000	Parks
60" Mower		10,550	Parks
Community Building Illuminated Sign		20,000	Parks
Greenhouse		9,364	Parks
Security Cameras		6,980	Library
Meridian Barriers		89,689	PD
Clear ProFlex Software		15,091	PD
Channel Combiner		11,081	PD
Fusus Software		15,000	PD
Traffic Camera System		7,000	PD
Laser Tech		11,416	PD



# GENERAL CONSTRUCTION (310) CAPITAL IMPROVEMENTS PROGRAM



CITY OF  
MOUNT  
DORA

Dept.	Project #	Project Name	New Projects 2022-23
<b>New Projects or Additional Funding - New monies</b>			
Parks	CL2001	Cauley Lott and Lillie Park- continuation	120,000
Parks	NEW	Frank Brown Expansion	70,500
Library	LI2303	Simpson Farmhouse Expansion	15,000
Library	LI2207	Forest Preserve - continuation	65,000
Library	LI2304	Library Shelving Expansion	68,000
Library	LI2305	Manga and DAD Shelving Expansion	40,000
IT	NEW	IT - Fiber Upgrades - FY22-23	540,685
CRA	CR1801	Existing Streetscape Repair and Enhancement Construction	275,000
CRA	CR2109	Parking Solution per the Redevelopment Plan	840,000
CRA	NEW	Downtown Streetscape - Future Phases Plan	300,000
CRA	CRA010	Signage	30,000
CRA	CRA013	Information Kiosks	150,000
NECRA	NE2210	Community Resource & Recreation Center Design	4,793,208
NECRA	NE2210	Community Resource & Recreation Center Phase II - Construction drawings	498,500
NECRA	NE2110	20th Ave. Extension	150,000
NECRA	NCR001	Property purchase per redevelopment plan	150,000
NECRA	NE2112	Signage and Community Beautification	45,000
NECRA	NE2111	Northeast Streetlight Enhancement Program	30,000
NECRA	NE2113	Information Kiosks	30,000
CM	NEW	Park at Lancaster by Villages at Loch Leven	500,000
CM	NEW	Bathrooms at Lincoln Park	150,000
PW	CP0809	Roads Resurfacing	250,000
PW	PL2001	Traffic Calming	90,000
PW	RS2105	Pedestrian Crossings	60,000
PW	RS2204	Tree Replacement Program	45,000
PW	NEW	Donnelly Street Repaving	815,000
PW	NEW	City Hall Roof Replacement	150,000
Economic Dev.	EC2107	Vista Ridge Dr. Design and Construction	25,000
PW	NEW	4th Ave Dock Rebuild	75,000
Planning	NEW	City Hall Spatial Optimization Renovation	100,000

Building Division NEW Building/Land purchase for Building Division

2,500,000

July 25, 2022 City Council Budget Work Session Agenda


Page 35 of 37

**TOTAL USES**

\$

- \$ 12,970,893

# NEXT STEPS



## ▶ Budget Workshops

- ▶ Final Budget Workshop - August 29<sup>th</sup> - 10:00 am

## ▶ Trim Notice - August 16<sup>th</sup> 2022

## ▶ Public Hearings

- ▶ Fire Assessment September 6<sup>th</sup> - 6:00 pm
- ▶ 1st Tuesday September 6<sup>th</sup> - 6:00 pm (Adopt Tentative Millage and Budget)
- ▶ 2nd Tuesday September 20<sup>th</sup> - 6:00 pm (Adopt Final Millage and Budget)

# QUESTIONS

??